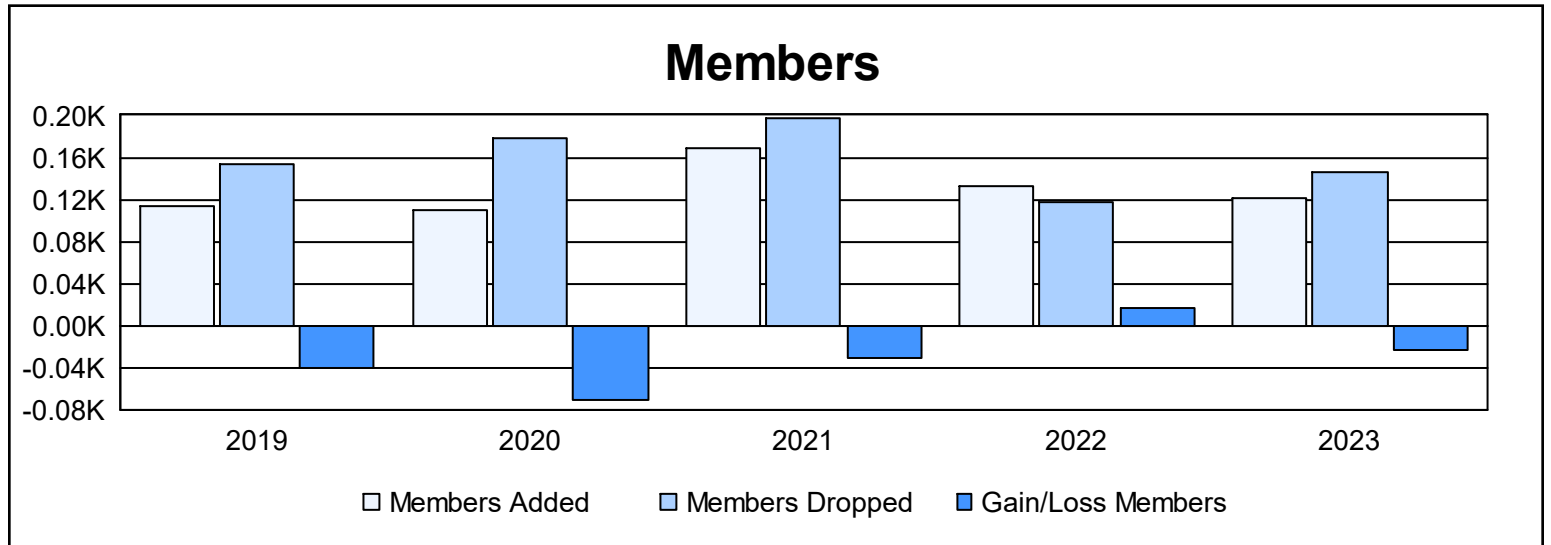
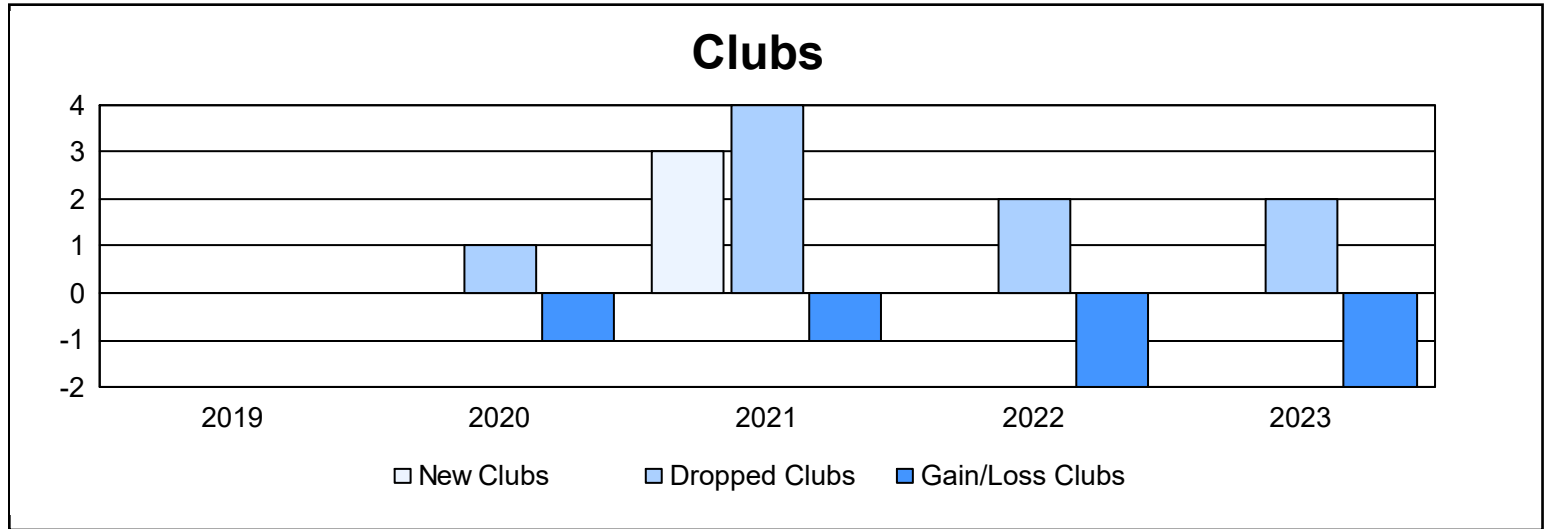
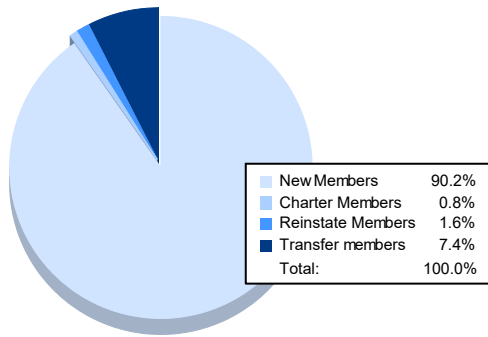


| Year | New Clubs | Dropped Clubs | Gain/ Loss Clubs | New Members | Charter Members | Reinstate Members | Transfer Members | Total Member Added | Total Members Dropped | Gain/ Loss Members |
|----------------|-----------|---------------|------------------|-------------|-----------------|-------------------|------------------|--------------------|-----------------------|--------------------|
| 2018-2019 | 0 | 0 | 0 | 91 | 2 | 4 | 16 | 113 | 154 | -41 |
| 2019-2020 | 0 | 1 | -1 | 97 | 1 | 3 | 8 | 109 | 179 | -70 |
| 2020-2021 | 3 | 4 | -1 | 83 | 54 | 1 | 30 | 168 | 198 | -30 |
| 2021-2022 | 0 | 2 | -2 | 98 | 1 | 6 | 28 | 133 | 117 | 16 |
| 2022-2023 | 0 | 2 | -2 | 110 | 1 | 2 | 9 | 122 | 146 | -24 |
| Average | 1 | 2 | -1 | 96 | 12 | 3 | 18 | 129 | 159 | -30 |



Membership Composition June 2023 Cumulative



Gender Composition June 2023 Cumulative

